



**SENSO**



3-YEAR GUARANTEE





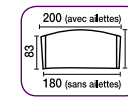
30 mm thick tops, in wood-veneered MDF, beech WM or dark cherry WL finishes, with 2 openings on each side allowing cable management. «Reversed wing» edge bands on visitor and user side. Curved top on visitor side and an ergonomic lacquered cut-out on the user side. Structural modesty panel, th. 19 mm. Tubular spacers to link the modesty panel to the legs. Panel legs in beech WM or dark cherry WL finishes comprising a curved cut-out at the base with aluminium metal triangular details allowing cable management. The legs rest on 2 stabiliser feet. Desk H. 74 cm.

### Curved desks



#### EXCELLENT VALUE

W. 200 cm (with wings)	ref. 3 896 428 + finish + SB	£ 1137
W. 180 cm - (without wing)	ref. 3 896 424 + finish + SB	£ 938
W. 90 cm - (without wing)	ref. 3 896 418 + finish + SB	£ 668



### Optional wings

#### In aluminium grey-lacquered MDF

Set of 2 wings	ref. 3 896 179 + SB	£ 228
Right wing	ref. 3 896 177 + SB	£ 115
Left wing	ref. 3 896 178 + SB	£ 115



### Advisor

30 mm thick MDF top, solid wood veneering. Glossy varnish.




Panel leg comprising a curved cut-out at the base and with aluminium-coloured triangular metal detail.



Square metal tube leg covered by 2 bands in beech or dark cherry finish and 2 triangular details.

### 2 wood veneer top finishes (+ finish)



Solid wood veneered MDF top, 2 wood finishes: dark stained wood or natural beech. Glossy varnish.

The wood veneer is a natural material. Therefore, it may include variations in shade and graining, more particularly relating to the wood grain and lighting angle.

### 1 Leg finish

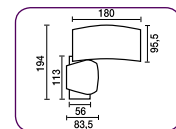
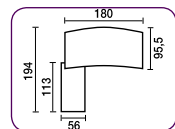


Metal aluminium grey epoxy powder

SB

### Desks on swivel return

Curved desk W. 180 cm on panel leg with a pivoting return on castors. The return is placed to the right or left of the work surface as required. The computer swivel return has a curved top.



#### W. 180 cm

Desk 180 curved + return	ref. 3 896 208 + finish + SB	£ 2133
Desk 180 curved + computer return	ref. 3 896 434 + finish + SB	£ 2453

### Mobile pedestals

Melamine shell, decorative top and fronts in wood veneer, 2 varieties of wood. Central locking. Anti-tilting FU drawer. Aluminium colour handles. Castors in grey metal with stainless steel insert. Includes a pen tray.

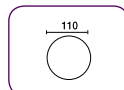


#### W. 40 x D. 55 x H. 58 cm

3 box drawers	ref. 3 896 223 + finish + SB	£ 540
2 drawers including 1 for filing	ref. 3 896 222 + finish + SB	£ 540

### Round meeting tables

110 cm top. Rests on 3 triangular tube metal legs or on 1 central aluminium grey metal leg.

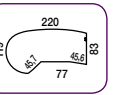


On 3 tubular legs	ref. 3 896 359 + finish + SB	£ 992
On 1 central leg	ref. 3 896 358 + finish + SB	£ 784



### Compact desk

Available in right or left return.



#### W. 220 cm

Right	ref. 3 896 414 + finish + SB	£ 1345
Left	ref. 3 896 416 + finish + SB	£ 1345

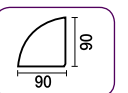
### Free standing returns on castors

Comprises 1 pedestal with 2 box drawers and 1 pedestal with 1 filing drawer. General locking. CPU compartment may be positioned either to the right or left. W. 25 x H. 56 cm. Fronts and top in wood veneer finish.



Return on castors - W. 113 x D. 56 x H. 70 cm	ref. 3 896 339 + finish + SB	£ 1245
Return with computer top on castors - W. 113 x D. 83 x H. 74 cm	ref. 3 896 307 + finish + SB	£ 1556

### 90° curved link unit



#### D. 83 cm

ref. 3 896 155 + finish	£ 261
<b>Optional modesty panel for angle 90° height 35 cm.</b>	
Can be fitted only to panel leg desks	
ref. 3 896 180 + finish	£ 54



30 mm, thick tops in wood-veneered MDF in beech WM or dark cherry WL finish, with 2 openings on each side allowing cable amnagement. «Reversed wing» edge bands on visitor and user side. Curved top on visitor side with an ergonomic lacquered cut-out on the user side.

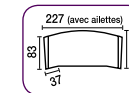
Structural modesty panel, th 19 mm. Tubular spacers to link the modesty panel to the legs. The legs rest on 2 stabiliser feet. Square tube legs covered in 2 bands of wood veneer in beech WK or dark cheery WL finish and 2 triangular metal details in aluminium finish for cable management. Desk H. 74 cm.

### Symmetric desks

Rests on 4 tube legs and 1 panel leg serving as a base panel or on tube legs and a supporting pedestal  
Set of 2 optional wings, see below.



FAVOURITE



Without wing

W. 204 cm

ref. 3 896 204 + finish + SB

£ 1668

### Optional wings

In aluminium grey-lacquered MDF

Set of 2 wings ref. 3 896 179 + SB



£ 228

Right wing ref. 3 896 177 + SB

£ 115

Left wing ref. 3 896 178 + SB

£ 115

### Curved desks

Attached to 4 tube legs and a structural modesty panel.



### Symmetric desks on tube legs and supporting pedestals

Rests on 1 or 2 supporting pedestals. Optional central panel leg. Without wings. W. 204 cm.



1 x 2 drawers pedestal and 2 tube legs ref. 3 896 183 + finish + SB

£ 1805

1 x 3 drawers pedestal and 2 tube legs ref. 3 896 185 + finish + SB

£ 1805

2 pedestals 2 drawers ref. 3 896 187 + finish + SB

£ 2112

1 x 2 drawers pedestal + 1 x 3 drawers pedestal ref. 3 896 189 + finish + SB

£ 2112

2 pedestals 3 drawers ref. 3 896 191 + finish + SB

£ 2112

Optional central panel leg ref. 3 896 173 + finish + SB

£ 286



EXCELLENT VALUE

With wings

W. 200 cm

ref. 3 896 429 + finish + SB

£ 1336

Without wings

W. 180 cm

ref. 3 896 425 + finish + SB

£ 1129

W. 90 cm

ref. 3 896 419 + finish + SB

£ 834

### Compact desk

Attached to 4 tube legs and a structural modesty panel. Available in right or left return.

W. 220 cm

Right ref. 3 896 415 + finish + SB

£ 1536

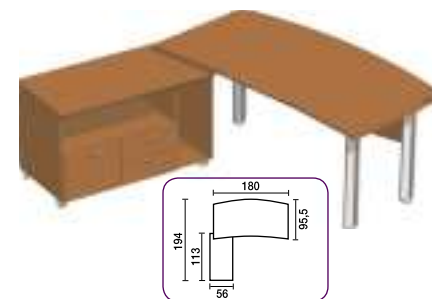
Left ref. 3 896 417 + finish + SB

£ 1536



### Symmetric or curved desk on swivel supporting return

Symmetric or curved desk W. 180 cm on tube legs with a swivel return on castors. The return is placed to the right or left of the work surface as required. The computer swivel return has a curved top.



Desk 180 curved + return

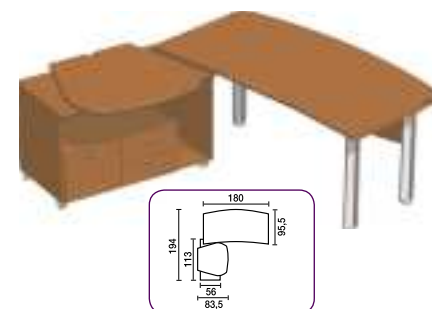
ref. 3 896 209 + finish + SB

£ 2224

Desk 204 symmetric + return

ref. 3 896 219 + finish + SB

£ 2768



Desk 180 curved + computer return

ref. 3 896 435 + finish + SB

£ 2544

Desk 204 symmetric + computer return

ref. 3 896 445 + finish + SB

£ 3079

### Computer desk - on request (allow 6 weeks for delivery)

Wood-veneered MDF top with a lacquered ergonomic cut-out on the user side. Fitted on 2 tube legs and 1 panel leg.



Computer desk

W. 90 cm

ref. 3 896 236 + finish + SB

£ 826



## Advisor

30 mm thick MDF top, solid wood veneering Glossy varnish.

Panel leg comprising a curved cut-out at the base and with aluminium-coloured triangular metal details

Square metal tube leg covered by 2 bands in beech or dark cherry finish and 2 triangular panels.

## 2 wood veneer top finishes (+ finish)

Solid wood veneered MDF top, 2 wood finishes: dark stained wood or natural beech Glossy varnish.

WK

WL

The wood veneer is a natural material. Therefore, it may include variations in the shade and graining, more particularly relating to the wood grain and lighting angle.

## 1 leg finish

Metal aluminium grey epoxy powder

SB



Symmetric upper top in transparent frosted Securit toughened glass, thickness 10 mm.  
Underside in melamine beech finish thickness 30 mm.  
Fitted on 4 tube legs and 1 central panel leg beech finish.  
Desk H. 74 cm.



FAVOURITE



**Symmetric desk with glass top**

Symmetric upper top in transparent frosted Securit toughened glass, thickness 10 mm.  
Underside in melamine beech finish thickness 30 mm.  
Fitted on 4 tube legs and 1 central panel leg beech finish.



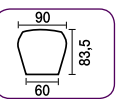
**Computer desk - on request (allow 6 weeks for delivery)**

Top in MDF with wood veneer finish beech WK or dark cherry WL. 'Reversed wing' edge bands with lacquered ergonomic cut-out on user side.  
Fitted on 2 tube legs and 1 panel leg.



**Computer desk**

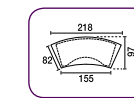
W. 90 cm  
ref. 3 896 236 + finish + SB



£ 826

W. 218 cm

ref. 3 896 148 + WK + SB



£ 2204

**Round meeting tables**

Top 110 cm, thickness 30 mm, in MDF with solid wood veneer 2 varieties, natural beech or stained cherry, gloss varnish. «Reverse wing» edge bands. Rests on 3 triangular tube metal legs or on 1 central aluminium grey metal leg.

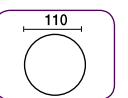


On 3 tubular legs  
ref. 3 896 359 + finish + SB

£ 992



On 1 central leg  
ref. 3 896 358 + finish + SB



£ 784



**Advisor**



Double top, «reverse wings» and glass edge band.



Panel leg comprising a curved cut-out at the base and with aluminium-coloured triangular metal detail.



Square metal tube leg covered by 2 bands in beech or dark cherry finish and 2 triangular details.



**Mobile pedestals**

Melamine shell, finish top and fronts in wood veneer, 2 varieties of wood. Central locking. Anti-tilting FU drawer. Aluminium colour handles. Castors in grey metal with stainless steel insert. Includes a pen tray.

W. 40 x D. 55 x H. 58 cm

3 drawers

ref. 3 896 223 + finish + SB

£ 540

2 drawers including 1 for filing

ref. 3 896 222 + finish + SB

£ 540

**Free standing returns on castors**

Comprises 1 pedestal with 2 flat drawers and 1 pedestal with 1 drawer for hanging files, general locking. CPU compartment that may be positioned either on the left or right W. 25 x H. 56 cm. Fronts and top in wood veneer finish.



**Return on castors**

W. 113 x D. 56 x H. 70 cm  
ref. 3 896 339 + finish + SB

£ 1245




**Return with computer top on castors**

W. 113 x D. 83 x H. 74 cm  
ref. 3 896 307 + finish + SB

£ 1556

**2 wood veneer top finishes (+ finish)**



WK

WL

Solid wood veneered MDF top, 2 wood finishes: dark stained wood or natural beech Glossy varnish.

The wood veneer is a natural material. Therefore, it may include variations in shade and graining, more particularly relating to the wood grain and lighting angle.

**1 leg finish**



SB

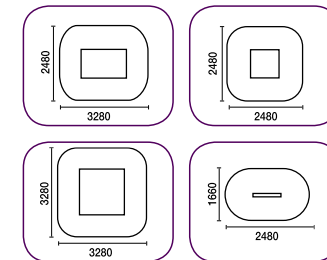
Metal aluminium grey epoxy powder



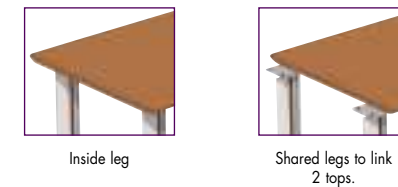
An infinite number of conference table configurations possible by putting together rectangular tops W. 160 ou 80 cm, half-moon and link angle tops. 30 mm thick top, in wood-veneered MDF, beech WM (in stock) or dark cherry WL finish (on request). «Reversed wing» edge bands. Square tube or panel legs. Elliptical table available in 2 finishes with «reverse wing» edge top. It rests on 4 tube legs.

### Modular conference tables without modesty panel (tube legs)

Only the W. 160 and W. 80 cm modules have a modesty panel.



#### Legs fitting



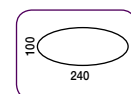
EXCELLENCE VALUE

### Elliptical meeting table

6 to 8 people. Elliptical top, th. 30 mm, in solid wood-veneered MDF in choice of 2 finishes, natural beech or stained cherry, «reverse wing» edge bands. Fitted on 4 triangular metal tube legs.



W. 240 x D. 100 cm ref. 3 896 361 + finish + SB £ 1340



### Advisor

30 mm thick MDF top, solid wood veneer Glossy varnish.




Panel leg comprising a curved cut-out at the base and with aluminium-coloured triangular metal detail.



Square metal tube leg covered by 2 bands in beech or dark cherry finish and 2 triangular panels.

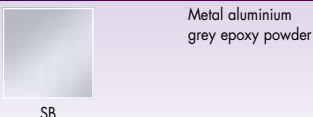
### 2 wood veneer top finishes (+ finish)



Solid wood veneered MDF top, 2 wood finishes: dark stained wood or natural beech Glossy varnish.

The wood veneer is a natural material. Therefore, it may include variations in shade and graining, more particularly relating to the wood grain and lighting angle.

### 1 Leg finish



Metal aluminium grey epoxy powder



#### Starter units

W. 160 x D. 80 cm  
ref. 3 896 387 + finish + SB £ 1083  
On request, allow 6 weeks for delivery  
W. 80 x D. 80 cm  
ref. 3 896 375 + finish + SB £ 880



#### Add-ons

W. 160 x D. 80 cm  
ref. 3 896 389 + finish + SB £ 780  
W. 80 x D. 80 cm  
ref. 3 896 377 + finish + SB £ 577




#### D. 80 cm

Angle 90° with base plates  
Complementary units  
ref. 3 896 157 + finish £ 494  
90° corner without glides  
ref. 3 896 159 + finish £ 303  
Half moon  
W. 166 x D. 83 cm  
ref. 3 896 448 + finish + SB £ 797

### Modular conference tables with modesty panel



**Tube legs**  
W. 160 x D. 80 cm  
ref. 3 896 385 + finish + SB £ 1133  
On request, allow 6 weeks for delivery  
W. 80 x D. 80 cm  
ref. 3 896 373 + finish + SB £ 917



**Panel legs**  
W. 160 x D. 80 cm  
ref. 3 896 384 + finish + SB £ 942  
W. 80 x D. 80 cm  
ref. 3 896 372 + finish + SB £ 726



#### Add-ons

Angle 90° with base plates - D. 80 cm  
ref. 3 896 157 + finish £ 494  
half-moon - W. 166 x D. 83 cm  
ref. 3 896 448 + finish + SB £ 797



Cupboards and tower units :  
 Body and melamine shelf in aluminium grey MH finish.  
 Doors and tops wood veneer matching the desks (+finish)  
 Safety toughened glass doors th. 6 mm, transparent frosted glass (GA) or smoked grey (GH) + col.  
 3 lock for high doors and 1 lock for medium and low doors cupboards.  
 Glass doors without lock.  
 Cupboards fitted on 4 stabilizer feet H. 35 mm, adjustable through 15 mm.

### Tall cupboards and tower units 4 shelves

H. 197.3 x D. 42.6 x W. 80 cm



Open shelves

ref. 3 896 394 + MH

£ 241



4 standard doors

ref. 3 896 406 + finish + MH

£ 1079



1/3 standard doors -  
2/3 bookshelf

ref. 3 896 412 + finish + MH

£ 809



Wardrobe unit

ref. 3 896 397 + finish + MH

£ 913



1/3 standard doors - 2/3 glass doors  
Frosted Smoked grey

ref. 3 896 413 + finish + MH + GA

£ 1224

ref. 3 896 413 + finish + MH + GH

£ 1204



4 glass doors  
Frosted Smoked grey

ref. 3 896 409 + GA + MH

£ 1340

ref. 3 896 409 + GH + MH

£ 1320

H. 197.3 x D. 42.6 x W. 40 cm



Set of 2 tower units with frosted glass doors

ref. 3 896 151 + GA + MH

£ 1349



Set of 2 columns with frosted smoked grey glass

ref. 3 896 151 + GH + MH

£ 1287

### Medium cupboards and tower units - 3 shelves

H. 133.3 x D. 42.6 x W. 80 cm



Open shelves

ref. 3 896 393 + MH

£ 203



1/2 standard doors -  
1/2 bookshelf

ref. 3 896 411 + finish + MH

£ 623



2 standard doors

ref. 3 896 399 + finish + MH

£ 706



2 glass doors

Frosted  
ref. 3 896 402 + GA + MH

£ 863

Smoked grey  
ref. 3 896 402 + GH + MH

£ 822

H. 133.3 x D. 42.6 x W. 40 cm



Set of 2 tower units with doors in frosted glass

ref. 3 896 153 + GA + MH

£ 813



Set of 2 columns with frosted smoked grey glass

ref. 3 896 153 + GH + MH

£ 768

### Low cupboards and tower units - 1 shelf

H. 69.3 x D. 42.6 x W. 80 cm



Open shelves

ref. 3 896 392 + MH

£ 120



Refrigerator unit

ref. 3 896 181 + finish + MH

£ 1029



2 standard doors

ref. 3 896 398 + finish + MH

£ 490



2 doors in frosted glass

ref. 3 896 401 + GA + MH

£ 672

2 smoked grey glass doors

ref. 3 896 401 + GH + MH

£ 656

H. 69.3 x D. 42.6 x W. 40 cm



Set of 2 tower units with doors in frosted glass

ref. 3 896 152 + GA + MH

£ 623



Set of 2 tower units with doors in grey smoked glass

ref. 3 896 152 + GH + MH

£ 602



## Advisor



> see Page 111 and 113 for pedestals on castors



> see Page 113 for independent returns



> see Page 197 to 207 for executive chairs

### Optional extras for cupboards



#### Decorative top

W. 80 cm

ref. 3 896 004 + finish

£ 216

W. 160 cm

ref. 3 896 005 + finish

£ 291

W. 240 cm

ref. 3 896 006 + finish

£ 414

#### Set of 2 lateral panels

H. 197.3 cm

ref. 3 896 003 + finish

£ 324

H. 133.3 cm

ref. 3 896 002 + finish

£ 220

H. 69.3 cm

ref. 3 896 001 + finish

£ 149

#### Metal shelf

For filing lateral files on the rail. Graphite grey finish



ref. 3 896 430 SC

£ 23

#### Additional melamine shelf

Thickness: 25 mm aluminium grey



ref. 3 896 431 + MH

£ 23

### Mini-bar - on request (allow 6 weeks for delivery)

Unit composed of a sliding part W. 13 x D. 55 x H. 53 cm fitted with 2 shelves to store glasses and bottles, and a refrigerator unit capacity 70 Litres. Solid wood veneer in 2 finishes: beech or cherry, glossy varnish. Top with «reverse wing» edge bands on the side. Overall dimensions W. 76 x D. 63 x H. 70 cm.



ref. 3 896 454 + finish + SB

£ 2656

### 1 finish for the cupboard shell



MH

High resistance melamine, th 19 mm, thin edges duplicated in the cupboard shell finish

### 2 top and veneered door finishes (+ finish)



WK



WL

Solid wood veneered MDF top, 2 wood finishes: dark stained wood or natural beech Glossy varnish.

The wood veneer is a natural material. Therefore, it may include variations in shade and graining, more particularly relating to the wood grain and lighting angle.

### 2 glass door colours (+ col)



GA



GH

Transparent frosted 6mm